

Tutankhamen: Treasures of The Golden Pharaoh

ACTIVITY TRAIL

Age 8 - 11



GALLERY MAP

Gallery 1: Intro Theatre

Gallery 2: Preparation

Gallery 3/4: Danger

Gallery 4: Guardian

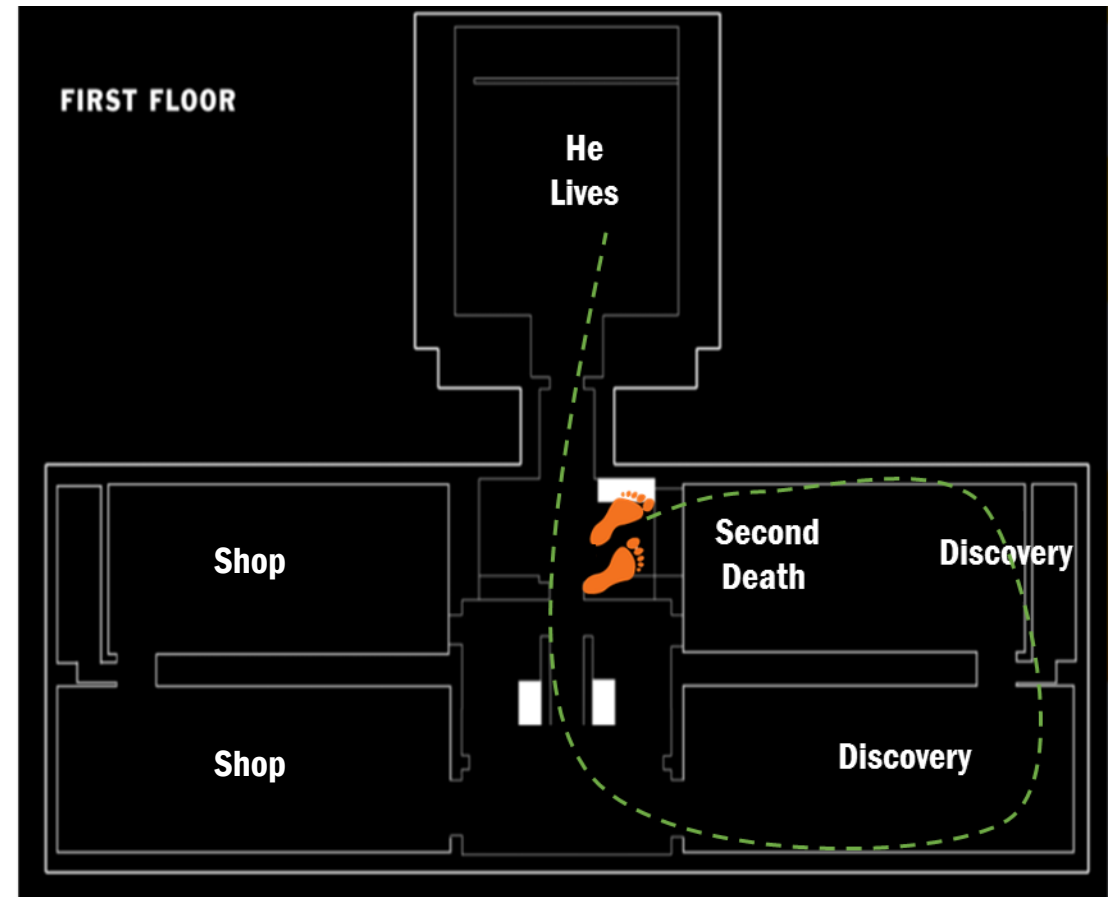
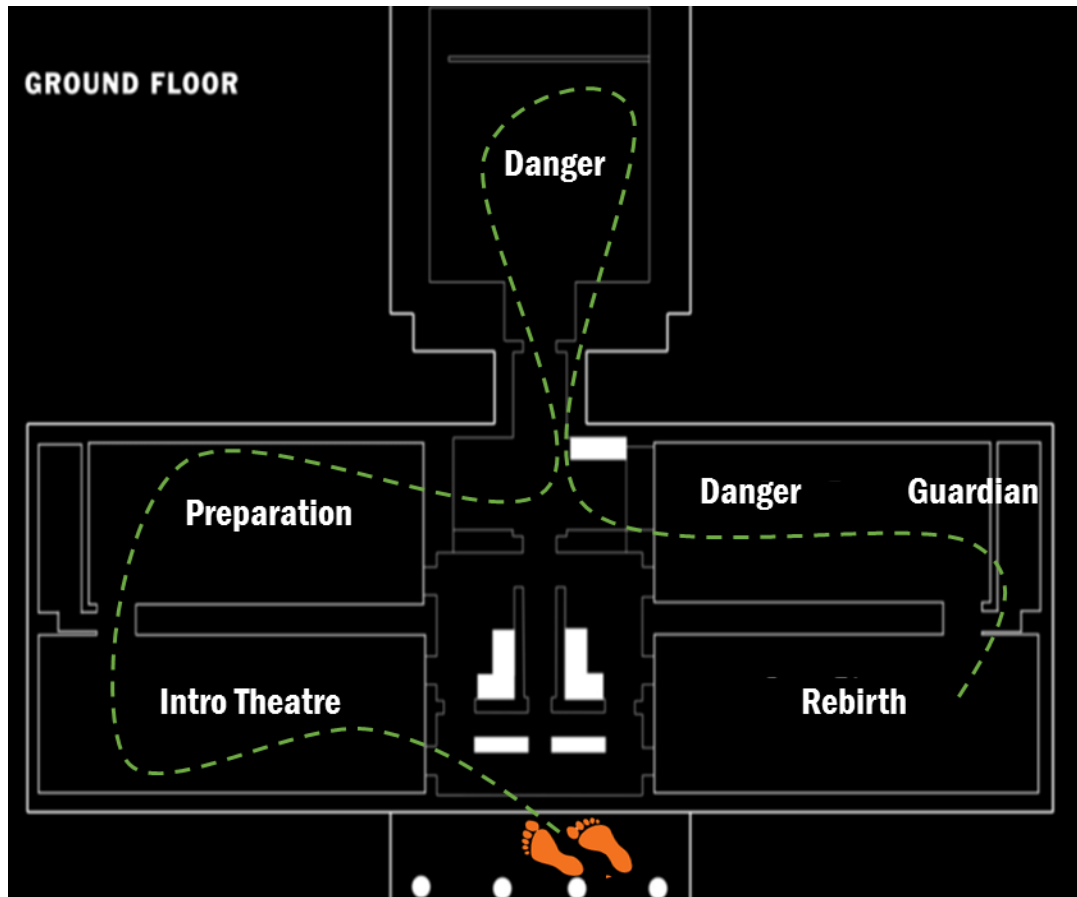
Gallery 5: Rebirth

Gallery 6: Second Death

Gallery 6/7: Discovery

(Gallery 8/9: Shop)

Gallery 10: He Lives



Gallery one: Intro Theatre

Are you ready to embark on an adventure to see Tutankhamun's treasures?

Watch the video and fill in the following questions!

HOWARD CARTER!



Who was Howard Carter?

.....

Whereabouts was Tutankhamun's tomb found?

.....

How old was Tutankhamun when he ascended to the throne?

.....

What is the name of the Ancient Egyptian sun god?

.....


CLUE!

CLUE!



Gallery two: Preparation

You are beginning the journey through the underworld to the afterlife...
first stop is preparation




The objects that surround you all carry magical and religious power. They were vital for protecting Tutankhamun's *Ba* (soul) from evil demons that might try and prevent it from returning to his body.

See how many treasures you can find!



Gallery two: Preparation



Draw out your own magical object in the box and write below what properties it possesses:

.....

.....

.....

.....

.....

.....



Gallery three: Danger

But **WATCH OUT** for danger!

Surrounding you are a number of weapons that Tutankhamun would have needed to fight off enemies!
Find as many weapons as you can in the word search and try and search for them around you...

ARROW
BOOMERANG
BOW
CHARIOT
DAGGER
SHIELD
SPEAR

| | | | | | | | | | | | |
|---|---|---|---|---|---|---|---|---|---|---|---|
| S | W | K | Q | S | F | B | C | G | D | U | J |
| A | F | Y | P | W | V | E | N | F | A | S | L |
| U | W | E | L | M | J | A | N | M | G | Q | H |
| Q | A | W | O | R | R | A | T | F | G | T | E |
| R | R | B | T | E | Q | D | L | M | E | C | B |
| S | Q | X | M | Z | W | K | L | C | R | W | Q |
| L | O | O | S | J | O | O | V | G | C | I | Z |
| M | O | I | B | H | J | S | B | Z | I | F | O |
| B | P | N | C | W | I | T | T | J | J | V | C |
| U | C | V | R | S | R | E | L | J | H | D | N |
| C | H | A | R | I | O | T | L | Q | Z | U | U |
| P | G | P | M | H | U | H | V | D | J | O | M |



What would be your choice of
weapon and why?

.....

.....

.....

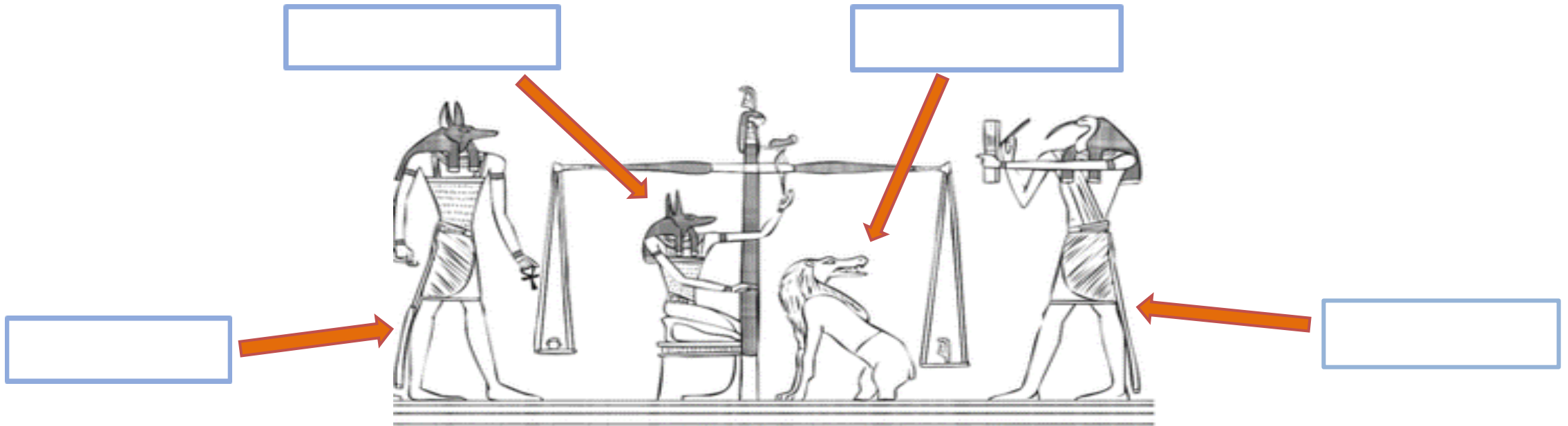
Gallery four: Danger

Find this shrine!

What do you think it is made of?

.....

.....



In this room you will learn about the *Final Judgement: The Weighing of the Heart* -
Name the different Gods involved in this ceremony

Gallery four: Guardian

This statue was positioned outside the royal burial chamber in order to guard Tutankhamun's body

Gold was used for the Guardian's clothing and facial details in order to show the 'divinity' of Tutankhamun, aka his God like power!

The Guardian's wooden body was painted black to represent the black silt of the River Nile and its rebirthing and fertile properties!

Choose some colours you would use to create your own Guardian and explain what they represent:

1.

2.

3.



W

Gallery five: Rebirth



.....
.....




.....
.....



.....
.....

Surrounding you now are the most beautiful treasures belonging to Tutankhamun...

1. See which ones you can spot and circle the photo when you've found the object
2. Write one fact about each object



.....
.....



.....
.....



.....
.....


Gallery five: Rebirth

You will have noticed a number of doll like figures resembling men, these are called 'Shabtis'



These were meant to come to life and serve the Pharaoh in the underworld after he uttered a magic spell!

Write your own magical spell here and feel free to create your own shabti....

































Gallery six: Second Death

You will learn from the video that in order for a pharaoh to die a second death, their name must be erased from all monuments or royal lists

Try and see what your name would look like written out in Egyptian Hieroglyphics!

Your name:

| | | | | | |
|--|---|---|---|--|---|
| A  | B  | C  | D  | E  | F  |
| G  | H  | I  | J  | K  | L  |
| M  | N  | O  | P  | Q  | R  |
| S  | T  | U  | V  | W  | X  |
| Y  | Z  | KH  | SH  | CH  | MS  |

.....

Gallery seven: Discovery

What was the name of the first object Carter saw?

.....



Name of the boy who discovered the steps?

.....



What was the date of the discovery?

.....

Roughly how many objects were found in the tomb?

.....

Who died before they could visit the burial chamber?

.....



Gallery ten: He Lives!



You have come to the end of your journey but before you go **draw** the 10-foot-tall quartzite statue of Tutankhamun



Amazingly some of the original colours remain and reminds us of the bright colours that covered most Ancient Egyptian stone statues



Why don't you colour your drawings in vivid colours at home!



TUTANKHAMUN

TREASURES OF THE GOLDEN PHARAOH

Presented by



SAATCHI GALLERY | 2 November 2019 – 3 May 2020

VIKING